

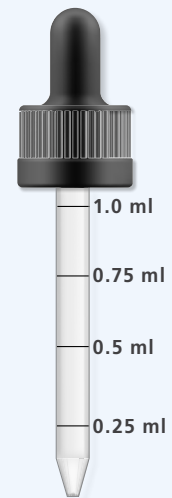
# Giving Liquid Medicine

---

Liquid medicines are often used when pills cannot be swallowed. They can be given with a medicine dropper or with a plastic syringe. First, find out how much medicine you need to give. Then, find that number on the side of the dropper or syringe.


## To give liquid medicine with a dropper

- 1 Squeeze the rubber top of the dropper.
- 2 Put the tip of dropper into the medicine bottle.
- 3 Let go of the rubber top to draw up the medicine. Draw up the medicine to the line showing how much you want.
- 4 Put the tip of the dropper in the patient's mouth. Hold it near the cheek and point it toward the back of the mouth.
- 5 Slowly squeeze the rubber stopper to squirt the medicine into the mouth.
- 6 Rinse and dry the outside of the dropper before returning it to the bottle.



## To give liquid medicine with a syringe

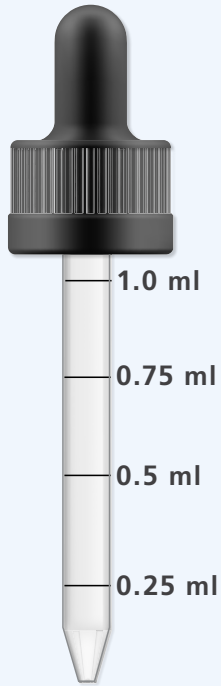
- 1 Push the plunger all the way in.
- 2 Put the tip of the syringe in the medicine. If the top of the bottle has a plug, put the tip of the syringe through it and then turn the bottle upside down to draw out the medicine.
- 3 Pull the plunger out until the medicine is at the line showing how much you want.
- 4 Put the tip of the syringe in the patient's mouth. Hold it near the cheek and point it toward the back of the mouth.
- 5 Slowly push down the plunger to give the medicine.
- 6 Rinse the syringe after you are finished using it.



### *When should I call my nurse?*

- If your pain symptoms don't get better within 30 to 60 minutes.
- If you are not sure how much medicine to give.

Write the names and instructions for your liquid medicines here.



Patient name:

\_\_\_\_\_

Medicine:

\_\_\_\_\_

Purpose of medicine:

\_\_\_\_\_

How much:

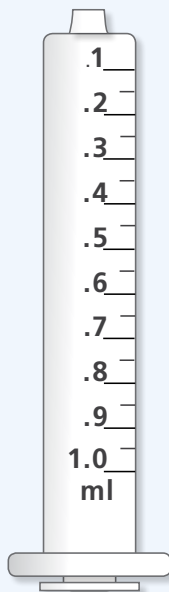
\_\_\_\_\_

When:

\_\_\_\_\_

How often:

\_\_\_\_\_



Patient name:

\_\_\_\_\_

Medicine:

\_\_\_\_\_

Purpose of medicine:

\_\_\_\_\_

How much:

\_\_\_\_\_

When:

\_\_\_\_\_

How often:

\_\_\_\_\_

Intermountain Healthcare complies with applicable federal civil rights laws and does not discriminate on the basis of race, color, national origin, age, disability, or sex. Se proveen servicios de interpretación gratis. Hable con un empleado para solicitarlo. 我們將根據您的需求提供免費的口譯服務。請找尋工作人員協助

© 2017 Intermountain Healthcare. All rights reserved. The content presented here is for your information only. It is not a substitute for professional medical advice, and it should not be used to diagnose or treat a health problem or disease. Please consult your healthcare provider if you have any questions or concerns. More health information is available at [intermountainhealthcare.org](http://intermountainhealthcare.org). Patient and Provider Publications FS362-04/17 (Last reviewed -04/17) Also available in Spanish.