

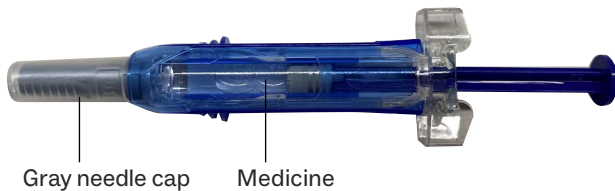
# Giving Pegfilgrastim

Pegfilgrastim [pehg-fil-GRAS-tim] is a medicine that helps the body make white blood cells. It is used to lower the chance of infection in people who receive anticancer medicines.

## How do I give pegfilgrastim?

Pegfilgrastim is given under the skin using a single prefilled syringe.

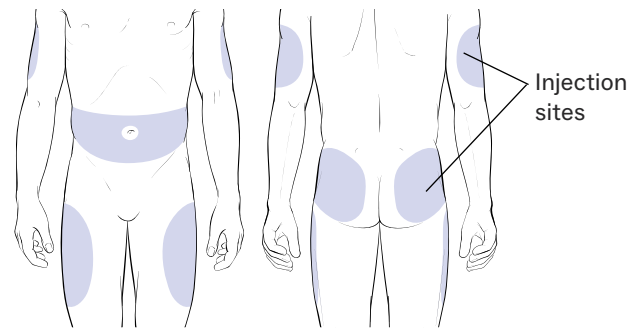
- 1 Remove the prefilled syringe from the refrigerator and place it at room temperature 30 minutes before injecting.
- 2 Gather all necessary materials: prefilled syringe, alcohol pad, cotton ball or gauze pad, band-aid, and sharps container.
- 3 Make sure the medicine in the prefilled syringe is clear and colorless. Check the medicine name and expiration date.



- 4 Wash your hands with soap and warm water for at least 20 seconds.
- 5 Clean the injection site with an alcohol wipe and let the skin dry.




- 6 To choose an injection site, see the picture at top right. Do not inject into hard, bruised, broken, or red skin. Choose a different injection site for each injection.



- 7 Carefully pull the gray needle cap off the syringe, in a direction that is pointed away from your body.
- 8 Pinch the injection site and insert the needle into the skin at a 45- to 90-degree angle.



- 9 Push the plunger until it reaches the bottom, then pull needle out of skin, apply gentle pressure with a cotton ball or gauze pad, and place a bandage on the site if needed.
- 10 Pull the blue safety guard until it clicks and covers the needle.



- 11 Discard the used syringe in an appropriate sharps disposal container.

Contact your doctor or pharmacist if you have any questions about your medicine.

