


Filling a Syringe

Medication: _____

Schedule: _____

- 1 Wash or sanitize your hands for at least 20 seconds.



- 2 Review the information on the medication label. Check the patient name, medication, and expiration date.

Intermountain Homecare & Hospice		
11520 S Redwood Rd		
South Jordan, UT 84095-7803		
385-887-7353 / 888-887-0031		
		J. Smith, MD
Xtest, Susan		
DOB: 02/02/2002		
Rx#:00110998726	03/11/2015	Qty: 1
SOD CHL 0.9% 1000ML SOL 7983-09		

- 3 Prepare your supplies

- Medication (warm to room temperature if refrigerated)
- Syringe and needle
- Sterile (alcohol) wipes
- Sharps container

- 4 Remove the plastic cap and clean the top of the vial with a sterile wipe for at least 15 seconds.



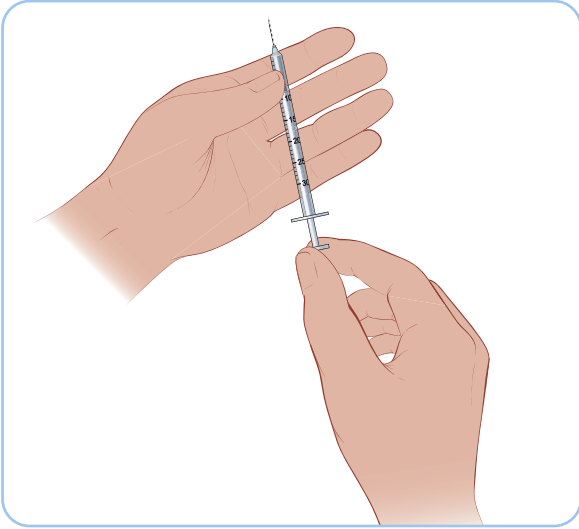
See more on page 2.

To watch an instructional video, scan this code with your phone, click on the link, or type it into your browser.

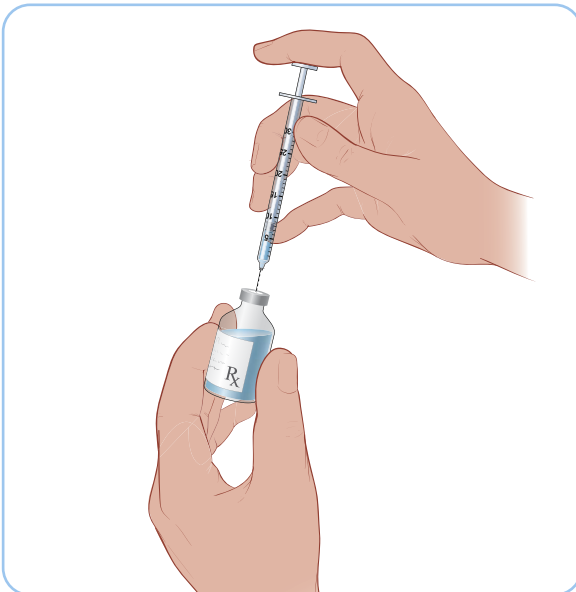
<https://youtu.be/XpS2i-2ZVjc>



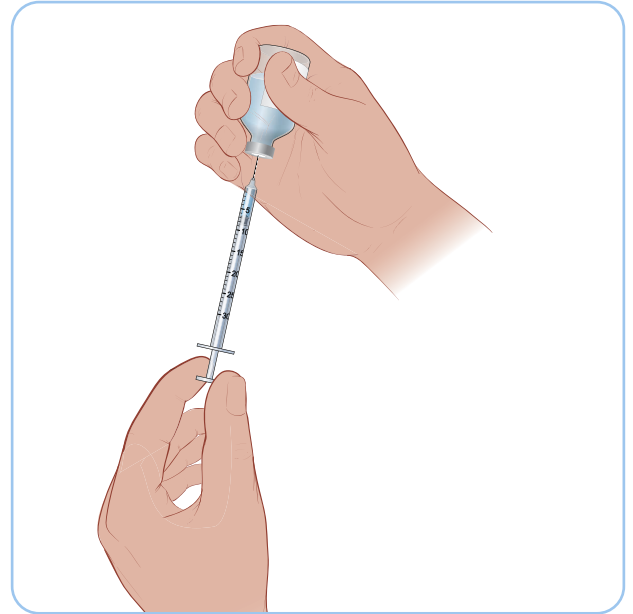
5 Pull back on the plunger to fill the syringe with the same amount of air as your medication dose.



6 Push the syringe into the vial.



7 Turn the vial and syringe upside down. Push the air into the vial and then pull back on the plunger to fill the syringe with _____ milliliters (mL) of medication.



8 Remove the syringe from the vial. Tap the syringe so any air bubbles float toward the needle. Push the plunger to remove the air bubbles. Make sure you still have the correct amount of medication in the syringe.

9 Carefully put the cap back on the needle until you are ready to use it.

Need help or have a question?

Nurse: _____

Phone#: _____

Intermountain Homecare & Hospice

385-887-6000

800-527-1118

Content created and approved by Intermountain Homecare & Hospice

Intermountain Healthcare complies with applicable federal civil rights laws and does not discriminate on the basis of race, color, national origin, age, disability, or sex. Se proveen servicios de interpretación gratis. Hable con un empleado para solicitarlo. 我們將根據您的需求提供免費的口譯服務。請找尋工作人員協助。

© 2017-2022 Intermountain Healthcare. All rights reserved. The content presented here is for your information only. It is not a substitute for professional medical advice, and it should not be used to diagnose or treat a health problem or disease. Please consult your healthcare provider if you have any questions or concerns.

FSHC069 - 11/22 (Last reviewed - 11/22) Also available in Spanish.