

Primary Children's Hospital – Loading Dock

Larry H. & Gail Miller Family Campus in Lehi

Outpatient Center

Level 1

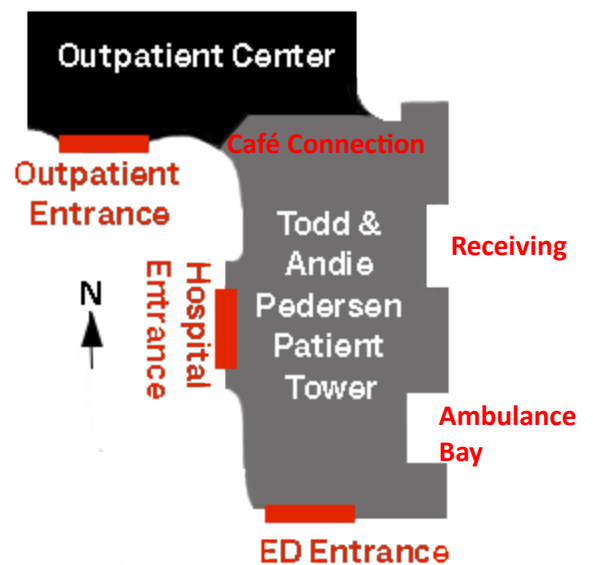
- Modersitzki Education Center
- (1-A) Moran Eye Center
- (1-B) Complex Care, EEG Lab, Physical Medicine and Rehabilitation, Rehabilitation Therapies, Sleep Lab, X-ray
- (1-C) Behavioral Health Center, Safe & Healthy Families

Level 2

- (2-D) General Surgery Clinic
- (2-E) Back Pain, Cleft Palate, Cystic Fibrosis, Diabetes, Dietitian, Flu Shot Spot, Genetics, HEFT, Palliative Care, Pulmonary Function Testing, Pulmonology, Trauma, Wound Care
- (2-F) Adolescent Medicine, Audiology, University Development Assessment Clinic, Endocrinology, Ear Nose & Throat, Nephrology, Neurology, Rheumatology

Level 3

- (3-G) Hematology, Infusion, Oncology
- (3-H) Allergy, Cardiology, Dermatology, Echo, EKG, Gastroenterology, Integrative Medicine, Plastic Surgery, Urology
- (3-I) Orthopaedic Clinic



Level 1 (Café Connection)

- Bistro
- Community Pharmacy
- Food Pantry
- Kids Clubhouse
- Intermountain Café

Primary Children's Hospital

Larry H. & Gail Miller Family Campus in Lehi

Pedersen Patient Tower

Level 1

- Emergency Department
- Observation Unit
- Meditation Room
- Imaging
- Gift Shop
- Lab

Level 2

- Surgery
- Inpatient Pharmacy
- Hospital Administration

Level 3

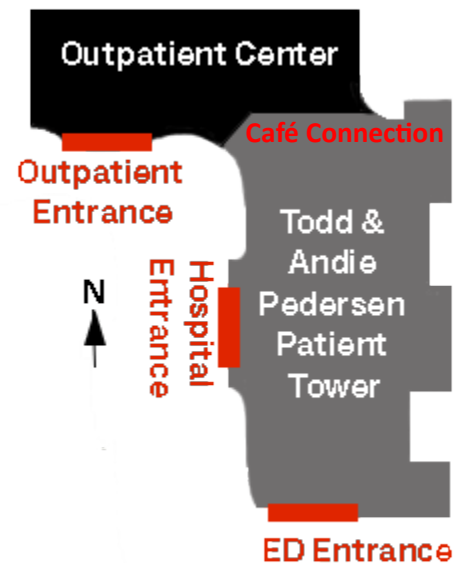
- Neonatal Intensive Care Unit
- Ronald McDonald Family Room
- Pediatric Intensive Care Unit

Level 4

- Medical/Surgical Unit
- School Zone
- Teen Room
- Playroom
- Sophie's Place

Level 5

- Behavioral Health Crisis Center
- Inpatient Behavioral Health



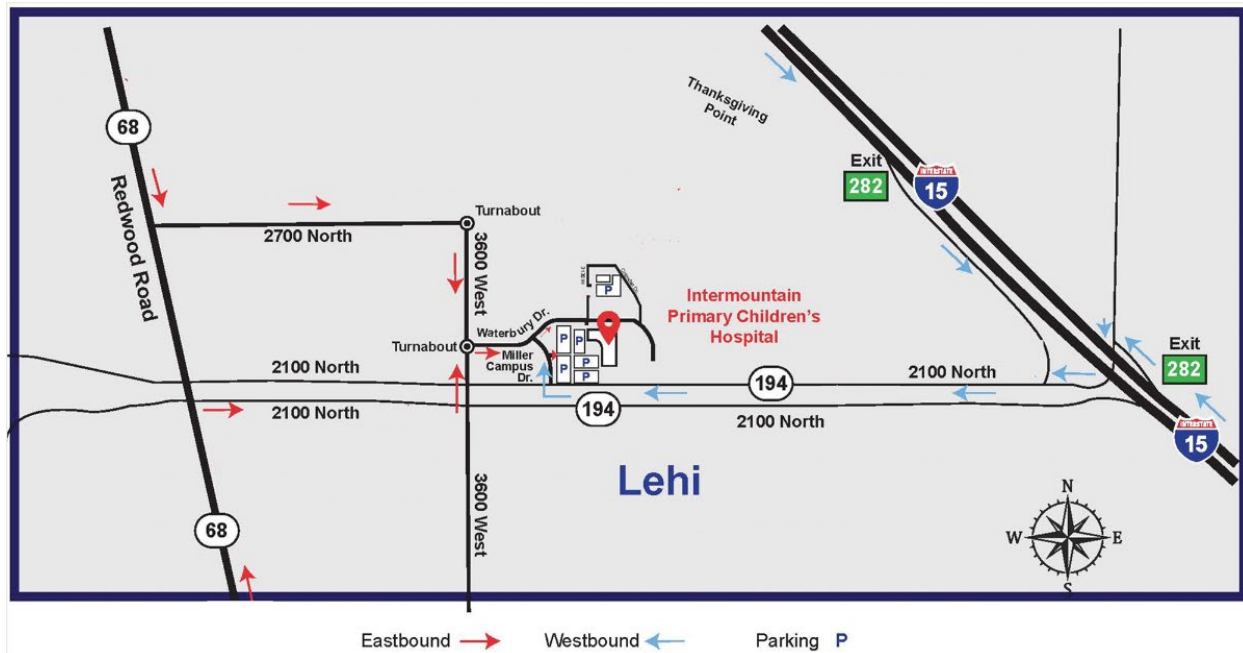
Level 1 (Café Connection)

- Bistro
- Community Pharmacy
- Food Pantry
- Kids Clubhouse
- Intermountain Café

Intermountain Primary Children's Hospital, Miller Family Campus

385-531-1000 | 2250 N Miller Campus Dr. Lehi, UT 84043

Driving Directions



From I-15

Take 2100 North Lehi Exit 282 and go West. Turn right on Miller Campus Drive (3200 West). Turn right into the parking lot.

From Redwood Rd.

From the South, take a right on 2100 North. Take a left at 3600 West. Use the roundabout to turn right onto Waterbury Drive. Turn right into the parking lot.

From the North, take a left onto 2700 North. Use the roundabout to turn right onto 3600 West. Use the next roundabout to turn left onto Waterbury Drive. Turn right into the parking lot.