

Intermountain * Caregivers by the Numbers

A Decade of Intermountain Growth, 2010 to 2020

Caregiver Headcount



24%
increase
since 2010
YTD

2020 External New Hires:
2,919

Current Overall Headcount:
39,408

Registered Nurse Headcount:

10,192



Did You Know?

Registered Nurses
make up **25.9%**
of Intermountain's
headcount.

Gender



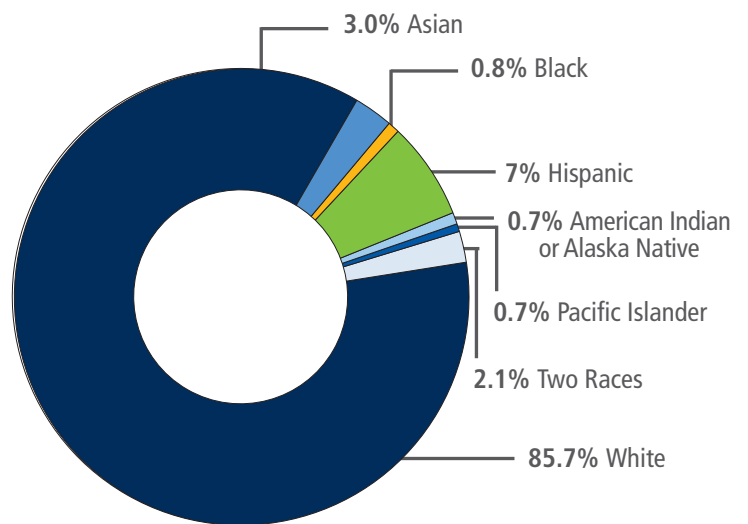
28.2% Male
7.8% **increase**
since
2010 (26.1%)



71.8% Female
-2.8% **decrease**
since 2010 (73.9%)

Leadership
Senior: 42.3% (2010)
38% (2020) ▼
All: 56.4% (2010)
52.9% (2020) ▼

Racial Diversity



All Caregivers: **57.1%** minority increase since 2010 ▲
Senior Leaders: 2.4% (2010) to 5.1% (2020) ▲
All Leaders: 4.4% (2010) to 7.2% (2020) ▲

Self-Identified Veterans



304
Caregivers

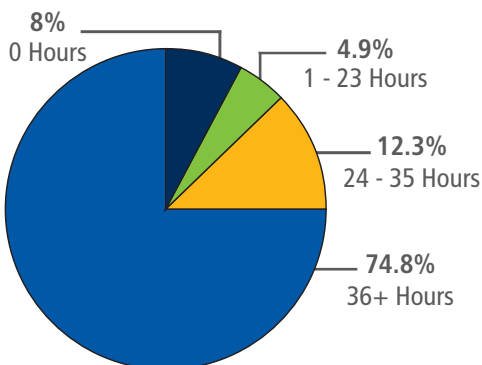
Self-Identified Caregivers with a Disability



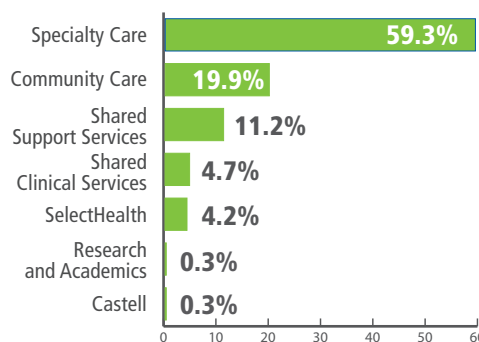
23
Caregivers

Budgeted Working Hours

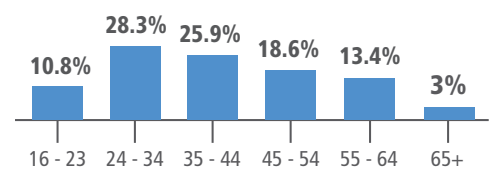
Caregiver Percentage



Percentage by Care Group

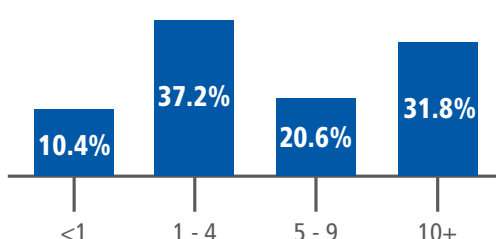


Age Groups



Caregiver Tenure

Number of Years Worked

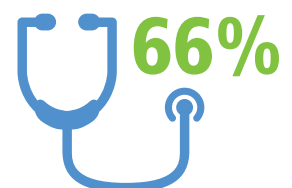


Caregiver Demographics



6,452 Caregivers 55+ & Above
40 Average Caregiver Age
91 Oldest Caregiver
57 Longest Tenured Caregiver
8.2 Average Caregiver Tenure

Clinical vs. Non-Clinical Caregivers



66%



33%