



# HOW TO EXTEND THE USE OF A PROCEDURAL MASK

updated 04/01/20

## Use a procedural mask with multiple patients

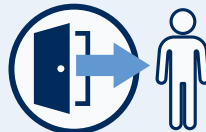
Remove gown and gloves **before** leaving the room



Perform hand hygiene



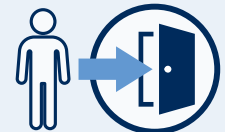
Exit the room, keep mask and face shield on



Put on new gown and gloves



Enter the next room

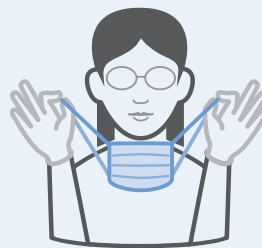


## Conserve masks if you can, discard them when needed

Keep your mask in place on your face. Don't take it off or wear it around your neck.



Avoid touching the outer surface of the mask with your hands or other surfaces. Use the ear loops.



Immediately wash your hands if you touch the mask.



Use a face shield to help protect your mask.



**Discard mask:**

- when soiled, wet, or damaged
- if hard to breathe through
- when exiting a non-respiratory isolation room (like C. diff)
- at the end of the day