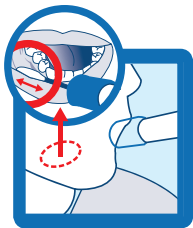


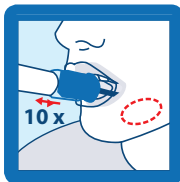
Buccal Swab Step-by-Step

HOW TO OBTAIN AND SUBMIT YOUR SAMPLE

1. Collect



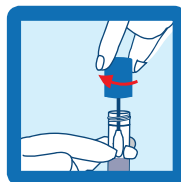
Place sponge comfortably in mouth and vigorously rub lower gums 10 times back and forth



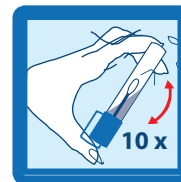
Repeat rubbing motion on the opposite side of the mouth.



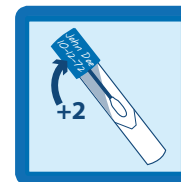
Holding the tube upright, unscrew cap from the tube. Do not spill the liquid or touch the sponge tip.



Turn the cap upside down, insert the sponge into the tube and close blue cap tightly.



Turn capped tube upside down and shake vigorously 10 times.



Label specimen tube with 2 identifiers (DOB, Name, MRN).



Important note: Do not eat, drink, smoke or chew gum 30 minutes before collecting your sample.