

Anterior Vaginal Wall Repair Surgery

What is anterior vaginal wall repair surgery?

An anterior vaginal wall repair is a surgery to strengthen the front (anterior) wall of the vagina. It is done to treat a sinking or bulging of the bladder into the vagina, called a **cystocele** [SIS-tuh-seel]. The surgery is also performed to treat a sinking of the urethra into the vagina, called a **urethrocele** [yoo-REE-thruh-seel].

These conditions can be caused by strain that weakens the tissues supporting your pelvic organs. Vaginal childbirth, chronic constipation, and other types of strain can increase your risk of cystocele and urethrocele.

Why do I need it?

Your doctor may recommend an anterior vaginal wall repair if your condition is causing:

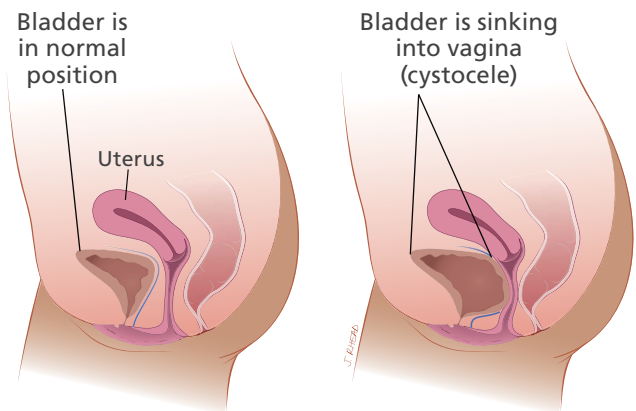
- Difficulty emptying your bladder completely or a feeling of bladder “fullness” all the time
- Leaking urine when you cough, sneeze, or lift
- Frequent bladder infections
- Bulging or pressure in your vagina, or pain during sex

Your doctor will often suggest it after other treatments have failed. It is often done at the same time as a surgery to remove the uterus, called a **hysterectomy** [his-tuh-REK-tuh-mee].

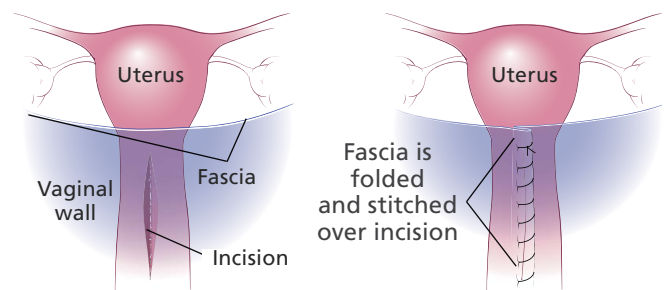
Talking with your healthcare provider

This repair is a major surgery. To decide whether to have it, talk to your healthcare provider. Discuss the surgery’s potential benefits, its risks, and your treatment alternatives. The table on the next page lists the most common of these, but other benefits and risks may apply in your unique medical situation.

Side view: the problem



Front view: the surgery



Anterior vaginal wall repair surgery strengthens the front (anterior) wall of the vagina to restore the bladder and urethra to a normal position.

How is the surgery done?

This surgery includes these general steps:

- 1 The surgeon makes an incision (cut) through the front wall of your vagina.
- 2 Your bladder is moved to its normal position and stitches are sewn in to hold it in place.
- 3 The vaginal incisions are closed with stitches and the vagina may be packed with gauze. **The internal stitches will be absorbed by the body over time.**

What happens before the surgery?


Here's what you can expect before surgery:

- **The day of your surgery, you'll be asked to fast** (not eat anything).
- **You may have blood and urine tests.**
- **The hair on your pubic area may be clipped.**
- **To prevent infection, you'll be given antibiotics.**
- **A nurse will place an IV—a small tube put through a needle into a vein—in your arm or wrist** to deliver fluids, medicine, or blood as needed.
- **You'll be given anesthesia** to either put you completely asleep or to block feeling in the lower part of your body.
- **A catheter—a thin tube—will be placed in your bladder.** The catheter drains urine from your bladder during the surgery.

What happens after the surgery?

After surgery, you may need to stay in the hospital for one or more days. Here's what to expect:

- **To help prevent blood clots, your nurses will encourage you to walk as soon as possible after surgery.** Also, a compression device will massage your legs by inflating and deflating. You may be given injections of blood thinner medicines.
- **You'll have some pain.** Your doctor will prescribe medicine to help control it.
- **You may have some vaginal bleeding and discharge.** Sanitary pads will help absorb it.
- **You'll learn how to care for yourself as you recover.** Your nurse will go over these instructions and will answer any questions you have. Ask your healthcare am for a copy of the Intermountain fact sheet **Anterior Vaginal Wall Repair Surgery: Home instructions** to take with you when you leave.



Potential benefits	Risks and potential complications	Alternatives
<ul style="list-style-type: none"> • Relieve pain and discomfort caused by the cystocele or urethrocele • Improve urinary control • Allow for more physical activity and more comfortable sexual activity 	<ul style="list-style-type: none"> • Repair failure, or a recurrence of the cystocele or urethrocele • Blood clots in the legs or lungs • Infection • Bleeding during or after surgery • Injury to the bladder, ureters, urethra, or vagina • Urine leakage from the vagina • Irritable bladder • Problems related to anesthesia • Sexual dysfunction 	<ul style="list-style-type: none"> • Exercises to strengthen the supporting muscles around the vagina and bladder • Hormone cream applied to the vagina • Pessary (a device placed in the vagina to hold the bladder and urethra in place)

Intermountain Healthcare complies with applicable federal civil rights laws and does not discriminate on the basis of race, color, national origin, age, disability, or sex. Se proveen servicios de interpretación gratis. Hable con un empleado para solicitarlo. 我們將根據您的需求提供免費的口譯服務。請找尋工作人員協助

© 2009–2018 Intermountain Healthcare. All rights reserved. The content presented here is for your information only. It is not a substitute for professional medical advice, and it should not be used to diagnose or treat a health problem or disease. Please consult your healthcare provider if you have any questions or concerns. More health information is available at intermountainhealthcare.org. Patient and Provider Publications F5120-06/18 (Last reviewed -05/18) Also available in Spanish.