


Intermountain

Guest Parking (including Intermountain hospital/facility employees)



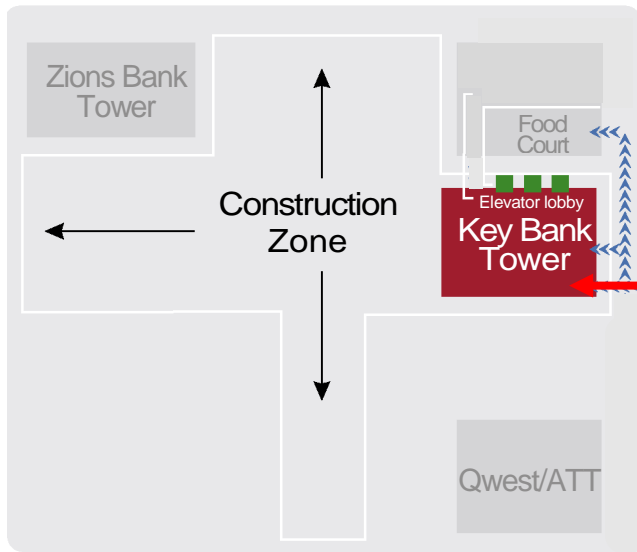
State Street

LEGEND

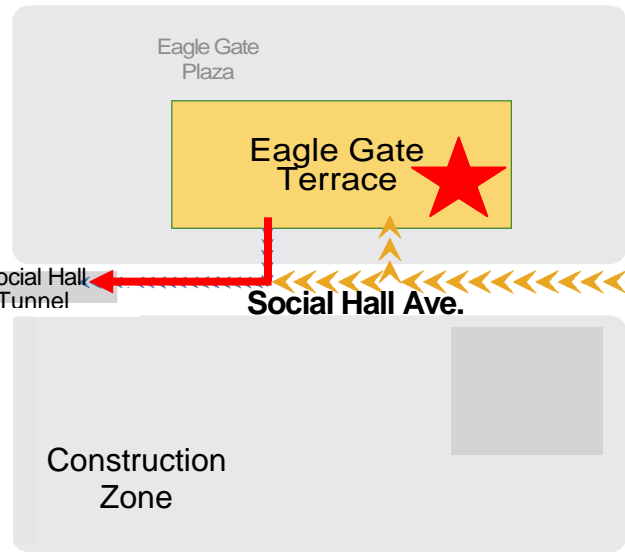
Pedestrian path from daily parking facilities
 Vehicle route to daily parking facilities

North

South Temple



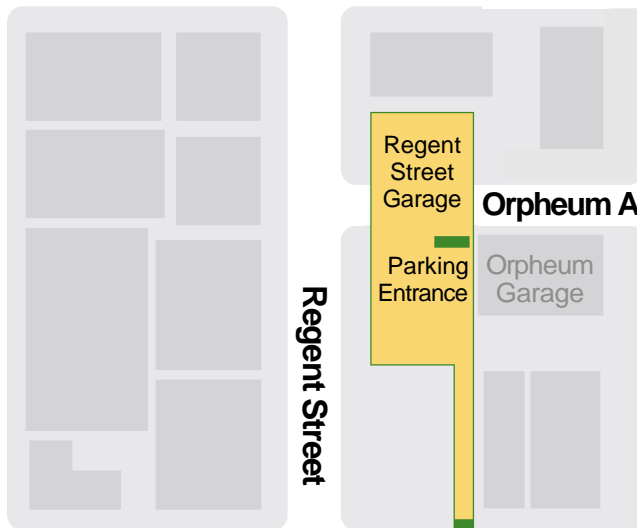
Main Street



200 East

100 South

100 South



Regent Street

200 South

Key Bank Tower guest access:

Although construction continues as part of the City Creek downtown redevelopment project, much of the work within the Key Bank Tower has been completed, allowing better access to Intermountain Healthcare's central offices. Two direct points of access (and two indirect) are available into the Key Bank Tower: Enter the new main lobby via State Street, as well as from the Social Hall Tunnel under State Street. From State Street, you can also enter into the new food court and into the Eagle Gate Plaza business tower, both of which provide internal access to the Key Bank Tower lobby. (Individuals not able to take escalators or stairs are encouraged to enter from State Street via the food court or Eagle Gate Plaza.)

From Eagle Gate Terrace parking via Social Hall Tunnel:

1. Enter Social Hall Museum (glass building) on east side of State Street.
2. Take the escalators down and continue through tunnel.
3. Take escalator to M1 (food court) level.
4. From M1, take another set of escalators and then stairs to main lobby of Key Bank business tower.
5. Access lower floors of Key Bank Tower via first (east) bank of elevators, and upper floors via second (west) elevators.